

Scaled data based on original data using
LM-79-08 Approved Method: Electrical and Photometric Measurements of Solid-
State Lighting Products

Test Report Prepared for
Cooper Lighting Solutions
(formerly Eaton)

Brand: INVUE

Report Number: P141766

Luminaire Tested: **EMM-F03-LED-E1-T2-7050**

Issue Date: 03/03/2020

Test Information

Test Method: LM-79-08
Report Number: P141766
REPORT IS SCALED FROM IESNA LM-79-08 TEST DATA (P33682)
Test Lab: INNOVATION CENTER-P3
Issue Date: 03/03/2020
Manufacturer: COOPER LIGHTING SOLUTIONS (FORMERLY EATON)
Product Line: INVUE
Catalog Number: EMM-F03-LED-E1-T2-7050
Description: EPIC MODERN MEDIUM DECORATIVE LED LUMINAIRE
(3) LIGHTBARS WITH AccuLED OPTICS - TYPE 2
Light Source: (21) 5000K CCT, 70 CRI LEDs
Ballast/Driver: -

Summary

Lumens per Lamp: N/A
Luminaire Lumens: 7491.7 lumens
Efficiency: N/A
Efficacy: 95.7 lumens/watt
Luminous Opening: Rectangular (W 0.5' x L: 1' x H: 0')
IES Classification: Type II - Short - Semi-Cutoff
BUG Rating: B2 - U0 - G2

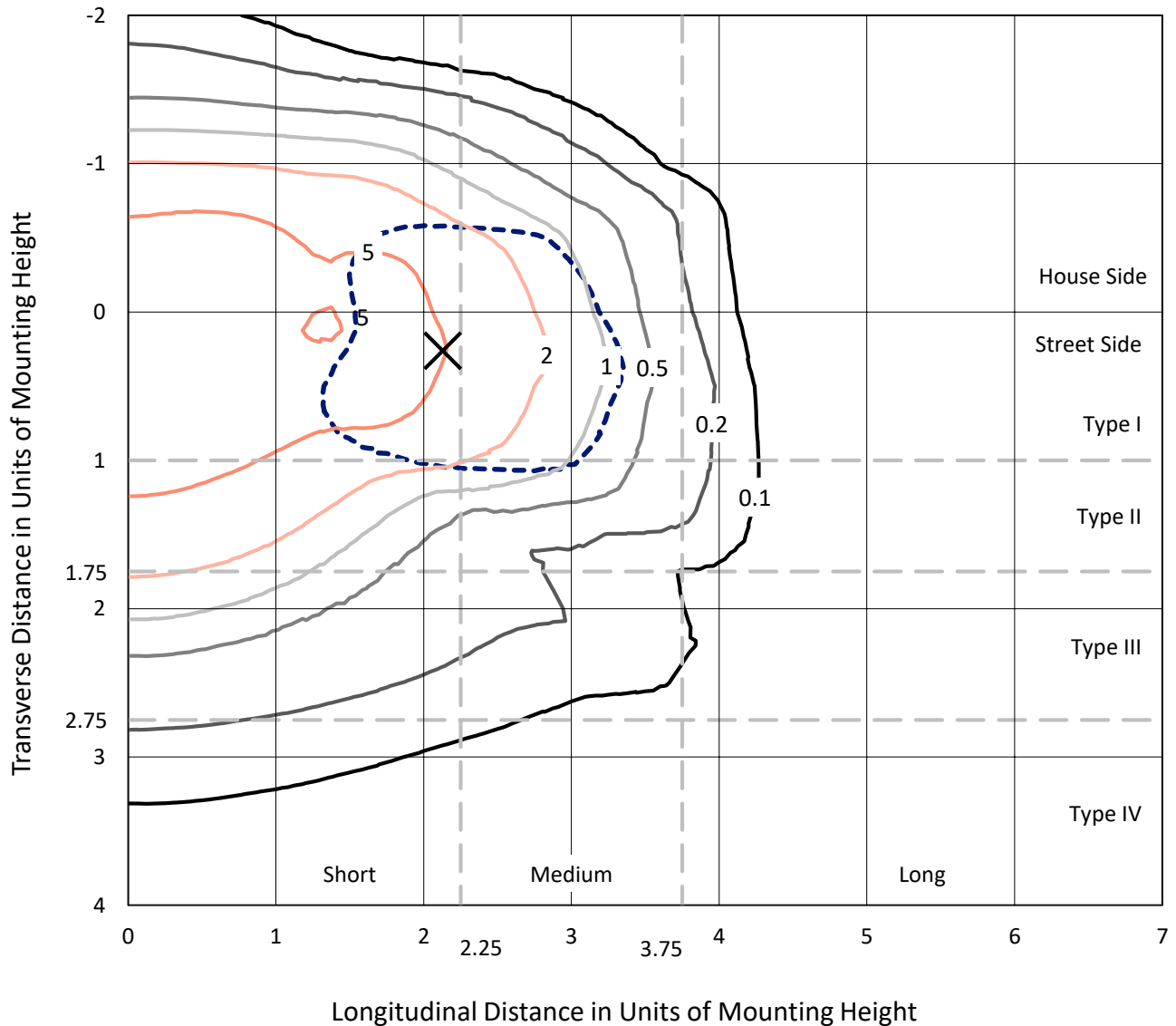
Input Watts (W): 78.3
Input Voltage (V): NR
Input Current (A_{in}): NR
Voltage Rise (V): NR
Power Factor: NR
Total Harmonic Distortion (THDi): NR
Frequency (hertz): 60
Stabilization Time: NR
Operation Time: NR
Ambient Temperature (°C): NR
Test Distance: 25 FT



REPORT NUMBER: P141766
 CATALOG NUMBER: EMM-F03-LED-E1-T2-7050

Iso-Footcandle Lines of Horizontal Illumination

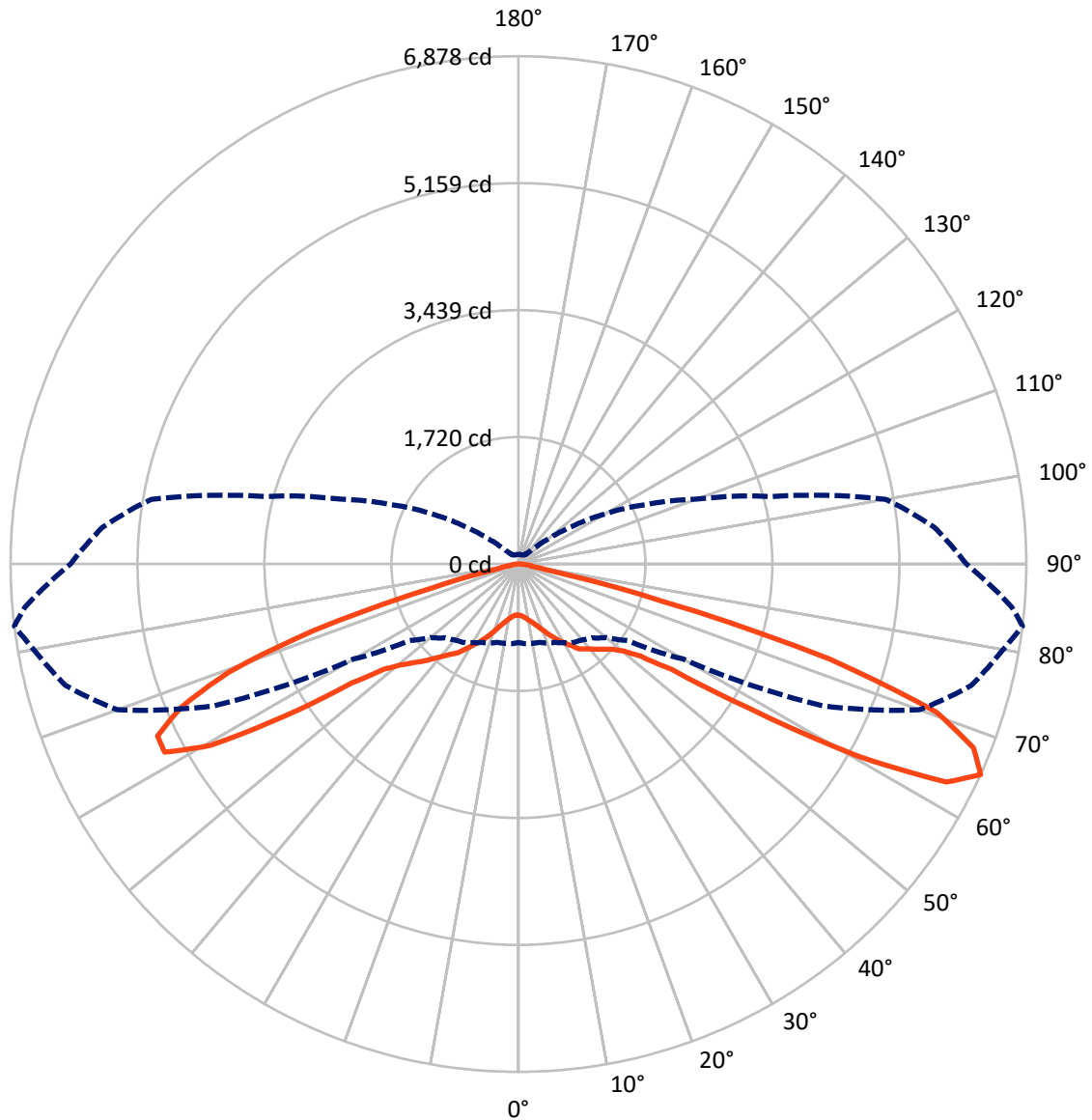
× Max cd
 - - - 1/2 Max cd



Based on 10 foot mounting height. Maximum calculated value = 8.8 fc
 Type II - Short - Semi-Cutoff

REPORT NUMBER: P141766
CATALOG NUMBER: EMM-F03-LED-E1-T2-7050

Luminous Intensity Polar Plot



— Vertical Plane Through 83-Deg Lateral - - - Horizontal Cone Through 65-Deg Vertical

REPORT NUMBER: P141766

CATALOG NUMBER: EMM-F03-LED-E1-T2-7050

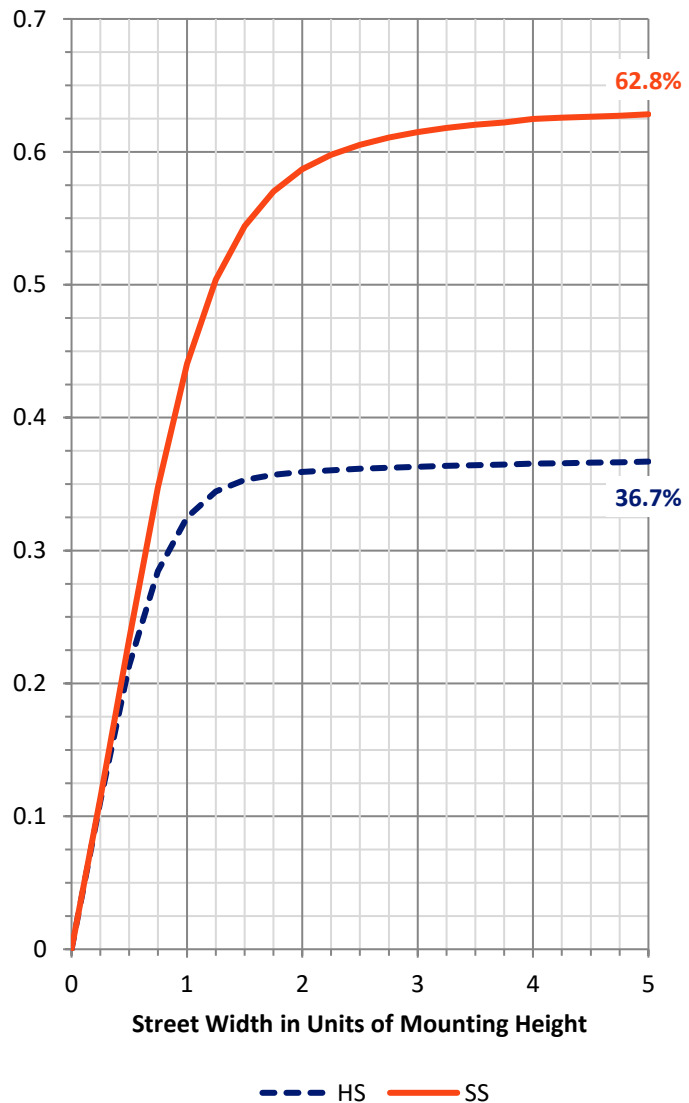
FLUX DISTRIBUTION:

		Downward	Upward	Total
House Side	Lumens	2778.9	0.0	2778.9
	% Fixture	37.1	0.0	37.1
Street Side	Lumens	4712.8	0.0	4712.8
	% Fixture	62.9	0.0	62.9
Total	Lumens	7491.7	0.0	7491.7
	% Fixture	100.0	0.0	100.0

ZONAL LUMENS:

Zone	Lumens	% Fixture
0°-10°	69.8	0.9
10°-20°	244.5	3.3
20°-30°	483.1	6.4
30°-40°	831.4	11.1
40°-50°	1254.3	16.7
50°-60°	1745.5	23.3
60°-70°	2014.7	26.9
70°-80°	732.2	9.8
80°-90°	116.3	1.6
90°-100°	0.0	0.0
100°-110°	0.0	0.0
110°-120°	0.0	0.0
120°-130°	0.0	0.0
130°-140°	0.0	0.0
140°-150°	0.0	0.0
150°-160°	0.0	0.0
160°-170°	0.0	0.0
170°-180°	0.0	0.0
0°-90°	7491.7	100.0
0°-180°	7491.7	100.0

Coefficient of Utilization



REPORT NUMBER: P141766

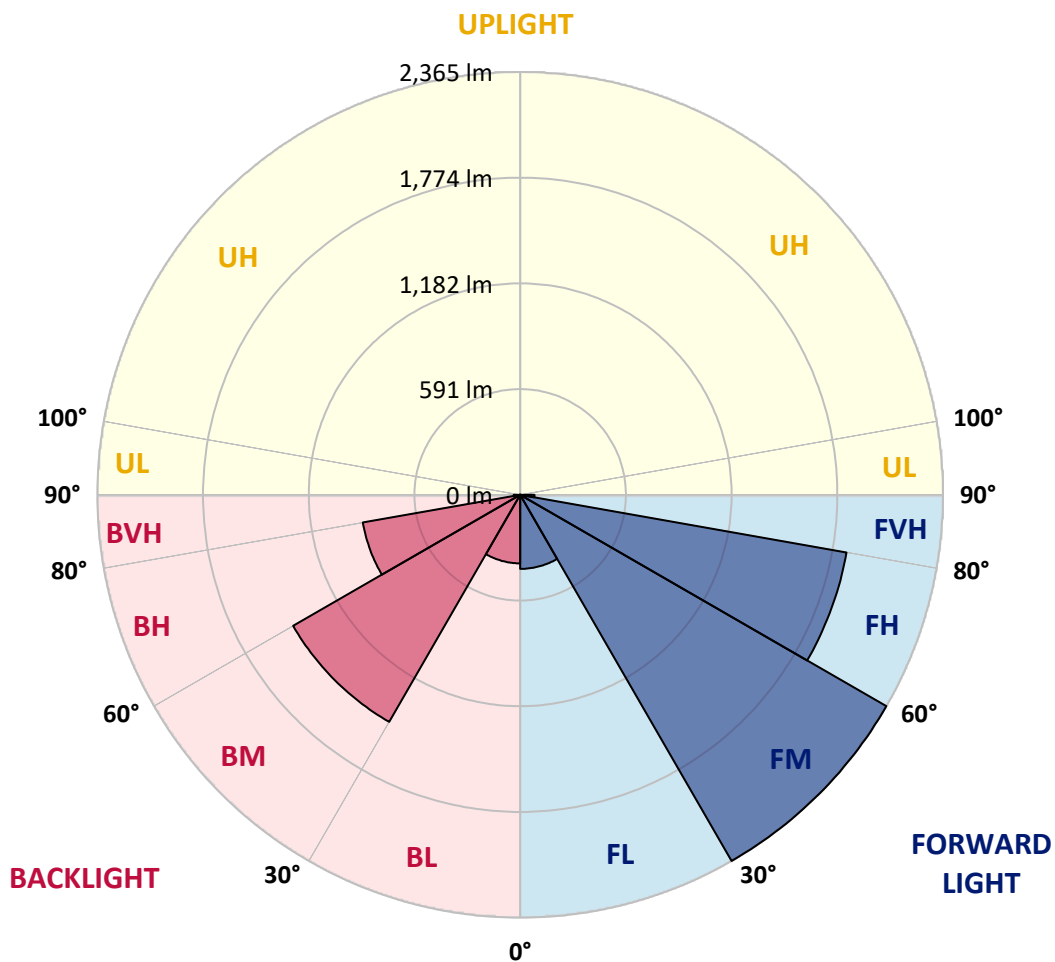
CATALOG NUMBER: EMM-F03-LED-E1-T2-7050

LUMINAIRE CLASSIFICATION SYSTEM LUMEN TABLE AND BUG RATING:

Zone	Lumens	% Fixture	Zone Rating/Lumen Limit		
			B	U	G
FL (0°-30°)	414.2	5.5			
FM (30°-60°)	2365.0	31.6			
FH (60°-80°)	1853.4	24.7			G2/5000
FVH (80°-90°)	80.3	1.1			G1/100
BL (0°-30°)	383.2	5.1	B1/500		
BM (30°-60°)	1466.2	19.6	B2/2500		
BH (60°-80°)	893.5	11.9	B2/1000		G2/1000
BVH (80°-90°)	36.0	0.5			G1/100
UL (90°-100°)	0.0	0.0		U0/0	
UH (100°-180°)	0.0	0.0		U0/0	

BUG Rating: B2-U0-G2

Type II Short





REPORT NUMBER: P141766

CATALOG NUMBER: EMM-F03-LED-E1-T2-7050

CANDELA DISTRIBUTION (FULL):

	0°	5°	10°	15°	20°	25°	30°	35°	40°	45°	50°
0°	693.8	693.8	693.8	693.8	693.8	693.8	693.8	693.8	693.8	693.8	693.8
2.5°	727.6	729.3	727.6	727.6	726.8	725.9	725.9	725.1	723.4	721.7	720.9
5°	767.5	768.3	765.8	765.8	766.6	765.8	763.2	764.1	757.3	754.7	753.1
7.5°	811.5	814.0	810.7	809.0	808.1	806.4	803.9	799.6	794.6	790.3	787.8
10°	861.5	864.0	862.3	858.9	853.9	851.3	848.8	842.0	836.1	829.3	824.2
12.5°	920.8	921.6	919.9	913.1	909.8	902.1	893.7	886.0	877.6	867.4	858.9
15°	979.2	980.1	977.5	970.7	966.5	957.2	945.3	935.2	920.8	908.9	897.9
17.5°	1024.1	1025.8	1020.7	1015.6	1009.7	997.9	986.8	975.0	959.7	947.0	936.0
20°	1039.4	1041.9	1038.5	1036.0	1032.6	1026.7	1015.6	1005.5	991.9	982.6	974.1
22.5°	1032.6	1035.1	1033.4	1033.4	1033.4	1032.6	1027.5	1025.0	1016.5	1012.3	1010.6
25°	1022.4	1025.0	1023.3	1025.0	1028.3	1032.6	1032.6	1037.7	1036.8	1043.6	1047.8
27.5°	1048.7	1050.4	1046.1	1046.1	1049.5	1056.3	1054.6	1064.8	1066.5	1080.0	1092.7
30°	1140.2	1140.2	1133.4	1126.6	1129.2	1127.5	1125.8	1132.5	1132.5	1145.2	1151.2
32.5°	1276.5	1267.2	1266.4	1265.5	1259.6	1263.8	1250.3	1251.1	1245.2	1246.9	1244.4
35°	1426.5	1425.6	1422.2	1420.5	1418.0	1430.7	1420.5	1429.0	1407.8	1400.2	1385.8
37.5°	1557.8	1561.2	1563.7	1576.4	1582.3	1607.7	1613.7	1617.9	1595.9	1596.7	1564.5
40°	1689.9	1694.2	1703.5	1726.3	1743.3	1767.0	1778.0	1795.8	1797.5	1800.9	1777.2
42.5°	1833.9	1827.1	1839.8	1868.6	1889.8	1913.5	1927.9	1961.0	1979.6	1988.9	1992.3
45°	1950.0	1942.3	1948.3	1965.2	1984.7	2015.2	2046.5	2095.7	2135.5	2178.7	2202.4
47.5°	2010.1	2011.8	2016.0	2026.2	2039.8	2069.4	2113.5	2176.1	2240.5	2310.0	2371.8
50°	2029.6	2030.4	2036.4	2046.5	2059.2	2090.6	2136.3	2207.5	2285.4	2382.8	2477.7
52.5°	2035.5	2032.1	2038.1	2043.1	2051.6	2077.9	2121.1	2195.6	2283.7	2401.5	2542.1
55°	2013.5	2009.3	2019.4	2026.2	2033.0	2054.2	2087.2	2155.8	2247.3	2381.1	2564.9
57.5°	1928.8	1929.6	1944.0	1961.8	1979.6	2008.4	2051.6	2116.8	2207.5	2339.6	2545.5
60°	1785.6	1783.1	1800.9	1822.9	1853.4	1899.1	1952.5	2018.6	2094.0	2204.1	2406.5
62.5°	1525.6	1535.7	1541.7	1574.7	1576.4	1641.6	1676.4	1742.4	1806.8	1891.5	2073.6
65°	1062.2	1084.3	1090.2	1098.7	1138.5	1172.4	1228.3	1297.7	1340.1	1414.6	1550.1
67.5°	661.6	677.7	678.5	700.5	735.3	774.2	817.4	887.7	952.1	964.0	1031.7
70°	548.9	549.8	561.6	577.7	604.8	644.6	687.0	736.1	794.6	831.8	825.1
72.5°	454.9	460.0	468.4	484.5	514.2	549.8	604.0	666.6	739.5	814.0	880.1
75°	304.9	313.4	316.0	323.6	338.0	370.2	410.8	470.1	564.2	675.1	815.7
77.5°	161.8	163.5	169.4	175.3	183.0	202.5	228.7	259.2	321.0	416.8	581.9
80°	82.2	85.6	89.8	94.0	93.2	98.3	105.9	119.4	140.6	183.0	263.4
82.5°	29.6	38.1	50.0	55.9	55.9	57.6	60.1	62.7	61.0	67.8	84.7
85°	13.6	15.2	19.5	30.5	31.3	31.3	31.3	33.0	31.3	28.0	33.0
87.5°	0.0	2.5	2.5	7.6	8.5	7.6	8.5	11.0	8.5	6.8	5.9
90°	0.0	0.0	0.0	0.0	0.0	0.0	0.0	0.0	0.0	0.0	0.0



REPORT NUMBER: P141766

CATALOG NUMBER: EMM-F03-LED-E1-T2-7050

CANDELA DISTRIBUTION (continued):

	55°	60°	65°	70°	75°	80°	83°	85°	90°	95°	100°
0°	693.8	693.8	693.8	693.8	693.8	693.8	693.8	693.8	693.8	693.8	693.8
2.5°	716.6	714.9	710.7	709.0	703.9	700.5	698.8	697.1	694.6	691.2	688.7
5°	748.0	742.9	737.0	733.6	726.8	720.0	717.5	714.1	708.2	703.1	697.1
7.5°	781.0	775.1	768.3	760.7	753.9	746.3	742.9	739.5	731.0	724.2	715.8
10°	816.6	808.1	800.5	793.7	787.8	779.3	773.4	770.8	763.2	753.1	744.6
12.5°	850.5	841.1	833.5	825.1	819.1	812.3	806.4	803.9	797.9	788.6	781.9
15°	886.0	876.7	868.3	862.3	855.5	851.3	847.9	843.7	841.1	833.5	830.1
17.5°	924.2	915.7	908.1	903.0	900.4	899.6	898.7	897.1	894.5	889.4	886.9
20°	967.4	959.7	957.2	956.3	957.2	958.0	959.7	959.7	960.6	957.2	956.3
22.5°	1008.9	1008.9	1013.1	1018.2	1023.3	1026.7	1029.2	1025.8	1026.7	1031.7	1036.0
25°	1054.6	1062.2	1073.2	1081.7	1089.3	1095.3	1098.7	1100.4	1102.0	1109.7	1117.3
27.5°	1103.7	1115.6	1131.7	1142.7	1157.1	1166.4	1173.2	1172.4	1174.9	1185.1	1198.6
30°	1164.7	1176.6	1193.5	1208.8	1228.3	1241.8	1244.4	1242.7	1246.0	1255.4	1282.5
32.5°	1250.3	1252.8	1263.8	1279.1	1300.3	1313.8	1316.4	1320.6	1328.2	1345.2	1378.2
35°	1370.6	1359.6	1358.7	1365.5	1385.8	1412.1	1414.6	1417.2	1420.5	1442.6	1486.6
37.5°	1533.2	1488.3	1461.2	1440.0	1442.6	1451.9	1457.0	1458.7	1467.1	1501.0	1575.6
40°	1737.4	1653.5	1593.3	1533.2	1511.2	1512.9	1514.6	1512.9	1529.8	1582.3	1679.8
42.5°	1961.0	1887.3	1782.2	1657.7	1595.0	1574.7	1577.3	1578.9	1605.2	1681.4	1789.9
45°	2198.2	2150.7	2028.7	1833.9	1699.2	1647.6	1645.9	1649.3	1692.5	1800.0	1914.4
47.5°	2406.5	2418.4	2328.6	2099.9	1868.6	1737.4	1726.3	1732.3	1802.6	1917.8	2033.8
50°	2571.7	2649.7	2642.9	2461.6	2143.1	1892.4	1853.4	1861.9	1944.9	2064.3	2168.5
52.5°	2696.2	2854.6	2956.3	2884.3	2607.3	2173.6	2072.8	2058.4	2162.6	2288.8	2353.2
55°	2779.3	3035.9	3302.7	3427.3	3314.6	2780.9	2517.5	2486.2	2598.8	2759.8	2787.7
57.5°	2834.3	3256.2	3830.5	4311.6	4464.9	4007.5	3677.2	3545.9	3628.0	3798.3	3761.9
60°	2742.8	3343.4	4467.5	5329.8	5766.0	5652.5	5284.9	5086.7	4933.4	4920.7	4718.2
62.5°	2392.1	3135.9	4725.8	5814.3	6427.6	6569.1	6503.8	6269.2	5844.8	5609.3	5151.9
65°	1804.3	2569.2	4542.0	5777.1	6352.2	6665.6	6878.3	6709.7	6065.9	5658.5	5050.3
67.5°	1152.9	1658.6	3778.0	5329.0	5869.4	6221.8	6647.0	6569.9	5747.4	5227.3	4565.7
70°	842.0	919.1	2563.3	4510.7	5105.3	5415.4	5999.8	5966.0	5040.1	4455.6	3800.0
72.5°	969.9	685.3	1405.3	3369.7	3829.6	4073.6	4408.2	4326.0	3521.3	3115.5	2651.3
75°	1093.6	766.6	792.0	1999.1	2139.7	1968.6	2014.3	1749.2	1364.6	1209.6	1191.8
77.5°	920.8	961.4	718.3	858.9	791.2	570.1	426.9	334.6	261.7	281.2	312.6
80°	535.4	1080.9	950.4	447.3	501.5	399.0	177.9	147.4	122.0	123.7	125.4
82.5°	165.2	675.1	1337.5	546.4	496.4	562.5	163.5	100.0	80.5	90.6	102.5
85°	55.1	282.9	1072.4	573.5	321.0	299.9	72.0	49.1	40.7	56.8	80.5
87.5°	13.6	68.6	199.1	75.4	47.4	28.8	24.6	17.8	19.5	35.6	50.0
90°	0.0	0.0	0.0	0.0	0.0	0.0	0.0	0.0	0.0	0.0	0.0



REPORT NUMBER: P141766

CATALOG NUMBER: EMM-F03-LED-E1-T2-7050

CANDELA DISTRIBUTION (continued):

	105°	110°	115°	120°	125°	130°	135°	140°	145°	150°	155°
0°	693.8	693.8	693.8	693.8	693.8	693.8	693.8	693.8	693.8	693.8	693.8
2.5°	687.0	684.4	681.9	680.2	677.7	677.7	675.1	675.1	671.7	670.0	670.0
5°	692.1	687.0	682.7	678.5	674.3	672.6	669.2	667.5	664.1	661.6	659.9
7.5°	709.0	702.2	697.1	692.1	687.0	684.4	681.0	677.7	676.8	675.1	673.4
10°	737.8	728.5	724.2	720.9	714.1	712.4	709.0	706.5	703.9	701.4	702.2
12.5°	775.1	768.3	766.6	759.8	758.1	755.6	750.5	748.8	742.0	737.0	734.4
15°	822.5	820.0	820.0	816.6	811.5	807.3	799.6	795.4	783.5	775.9	767.5
17.5°	885.2	882.7	883.5	880.1	874.2	866.6	858.1	845.4	827.6	814.0	797.1
20°	958.0	957.2	958.9	956.3	948.7	938.6	918.2	899.6	875.0	850.5	831.8
22.5°	1039.4	1043.6	1045.3	1038.5	1030.0	1008.9	986.8	959.7	926.7	894.5	868.3
25°	1125.8	1135.9	1141.9	1132.5	1122.4	1095.3	1062.2	1025.8	979.2	940.3	905.5
27.5°	1210.5	1231.6	1240.1	1235.0	1218.9	1180.8	1136.8	1088.5	1031.7	980.1	935.2
30°	1311.3	1339.2	1354.5	1346.9	1315.5	1265.5	1212.2	1146.9	1074.9	1013.1	958.9
32.5°	1417.2	1451.9	1462.9	1446.8	1401.1	1338.4	1268.9	1189.3	1108.0	1036.8	975.8
35°	1534.9	1567.1	1569.6	1538.3	1478.1	1398.5	1312.1	1216.4	1123.2	1043.6	976.7
37.5°	1637.4	1669.6	1667.0	1620.5	1547.6	1448.5	1338.4	1222.3	1113.9	1023.3	950.4
40°	1745.0	1780.6	1761.1	1700.9	1606.9	1480.7	1341.8	1202.0	1078.3	979.2	899.6
42.5°	1858.5	1873.7	1839.0	1763.6	1642.5	1479.8	1313.0	1153.7	1022.4	912.3	828.4
45°	1962.7	1950.8	1900.8	1800.0	1639.9	1443.4	1256.2	1093.6	947.9	837.8	755.6
47.5°	2055.9	2018.6	1941.5	1800.0	1600.1	1379.0	1183.4	1015.6	870.8	759.8	678.5
50°	2156.7	2078.7	1958.4	1768.7	1528.1	1301.1	1106.3	937.7	788.6	675.1	586.2
52.5°	2290.5	2150.7	1958.4	1711.9	1453.6	1222.3	1025.0	847.1	692.9	574.3	486.2
55°	2603.9	2301.5	1992.3	1680.6	1387.5	1139.3	928.4	730.2	580.2	466.7	393.9
57.5°	3219.7	2631.9	2162.6	1738.2	1362.9	1049.5	803.9	600.6	458.3	363.4	302.4
60°	3732.2	2898.7	2300.7	1782.2	1323.1	933.5	651.4	460.0	340.5	268.5	228.7
62.5°	3864.4	2902.1	2243.9	1667.9	1162.2	759.8	480.3	316.8	233.8	194.8	173.7
65°	3534.0	2566.6	1908.5	1360.4	885.2	527.7	300.7	192.3	155.9	142.3	133.8
67.5°	2970.7	2044.8	1414.6	948.7	558.2	290.5	168.6	132.1	118.6	114.4	110.1
70°	2278.6	1436.6	920.8	555.7	292.2	150.8	120.3	108.4	102.5	100.0	96.6
72.5°	1404.5	848.8	500.6	266.8	145.7	115.2	107.6	103.3	95.7	92.3	88.9
75°	596.3	364.2	207.5	135.5	116.9	110.1	104.2	99.1	93.2	88.1	84.7
77.5°	200.8	138.9	122.8	118.6	116.9	110.1	102.5	95.7	89.8	83.9	80.5
80°	122.0	111.0	113.5	112.7	116.9	109.3	99.1	91.5	84.7	78.8	74.5
82.5°	105.9	105.0	107.6	110.1	116.0	105.0	93.2	82.2	73.7	67.8	63.5
85°	91.5	93.2	94.9	96.6	100.0	88.9	75.4	65.2	58.4	50.8	47.4
87.5°	61.0	66.1	69.5	70.3	67.8	42.4	24.6	28.8	29.6	25.4	22.9
90°	0.0	0.0	0.0	0.0	0.0	0.0	0.0	0.0	0.0	0.0	0.0



REPORT NUMBER: P141766

CATALOG NUMBER: EMM-F03-LED-E1-T2-7050

CANDELA DISTRIBUTION (continued):

	160°	165°	170°	175°	180°
0°	693.8	693.8	693.8	693.8	693.8
2.5°	667.5	666.6	669.2	666.6	666.6
5°	659.0	658.2	658.2	658.2	656.5
7.5°	672.6	671.7	670.9	670.9	670.0
10°	698.8	698.0	698.0	697.1	697.1
12.5°	730.2	726.8	725.9	724.2	725.1
15°	760.7	751.4	748.8	746.3	743.7
17.5°	784.4	773.4	767.5	762.4	762.4
20°	814.0	799.6	792.0	784.4	784.4
22.5°	847.9	828.4	818.3	809.8	806.4
25°	875.9	851.3	836.9	826.7	824.2
27.5°	897.1	865.7	847.1	835.2	831.8
30°	914.0	878.4	856.4	843.7	838.6
32.5°	925.0	886.0	862.3	849.6	844.5
35°	919.1	877.6	848.8	833.5	830.1
37.5°	889.4	845.4	811.5	795.4	789.5
40°	835.2	787.8	752.2	732.7	729.3
42.5°	764.1	716.6	682.7	662.4	653.1
45°	687.8	638.7	606.5	587.9	576.9
47.5°	605.7	557.4	524.3	505.7	498.1
50°	519.3	472.7	444.7	424.4	416.8
52.5°	429.5	388.0	360.0	343.1	334.6
55°	343.9	310.0	286.3	275.3	269.4
57.5°	268.5	246.5	232.9	226.2	221.9
60°	208.4	197.4	192.3	187.2	188.1
62.5°	162.6	160.1	158.4	155.9	156.7
65°	131.3	129.6	130.4	129.6	130.4
67.5°	107.6	108.4	110.1	110.1	111.0
70°	94.9	95.7	97.4	97.4	97.4
72.5°	88.1	89.8	91.5	90.6	90.6
75°	83.0	87.2	90.6	87.2	83.9
77.5°	77.9	88.1	97.4	89.8	80.5
80°	71.2	93.2	104.2	90.6	77.1
82.5°	67.8	89.8	91.5	78.8	67.8
85°	62.7	101.6	105.9	72.0	51.7
87.5°	32.2	61.0	70.3	48.3	26.3
90°	0.0	0.0	0.0	0.0	0.0

(END OF REPORT)